

2023 annual report to the Community

Goolwa Primary School

Goolwa Primary School number: 0157

Partnership: Fleurieu



School principal:

Nathan Hunter

A handwritten signature in black ink, appearing to read 'Nathan Hunter'.

Date of endorsement:

02/04/2024



Government
of South Australia
Department for Education

Context Statement

Goolwa Primary School caters for students from R-6. At the time of this report, the enrolment in 2023 is 251. Goolwa Primary School is classified as Category 3 on the Department for Education Index of Educational Disadvantage. At the time of this report, the school population includes 9% Aboriginal students, 11% students with disabilities, 5% students with English as an additional language or dialect (EALD) funded background, 2% children/young people in care. Further information about the school is available on the school's website (including its context statement), as well as the My School website.

Performance Summary

NAPLAN Proficiency

In 2023, the Australian Curriculum, Assessment and Reporting Authority (ACARA) - a Commonwealth Independent statutory authority - announced changes to NAPLAN performance reporting. This new way of reporting by ACARA that NAPLAN results from 2023 will not be comparable to previous years. The new approach replaces the previous numerical NAPLAN bands and the national minimum standard.

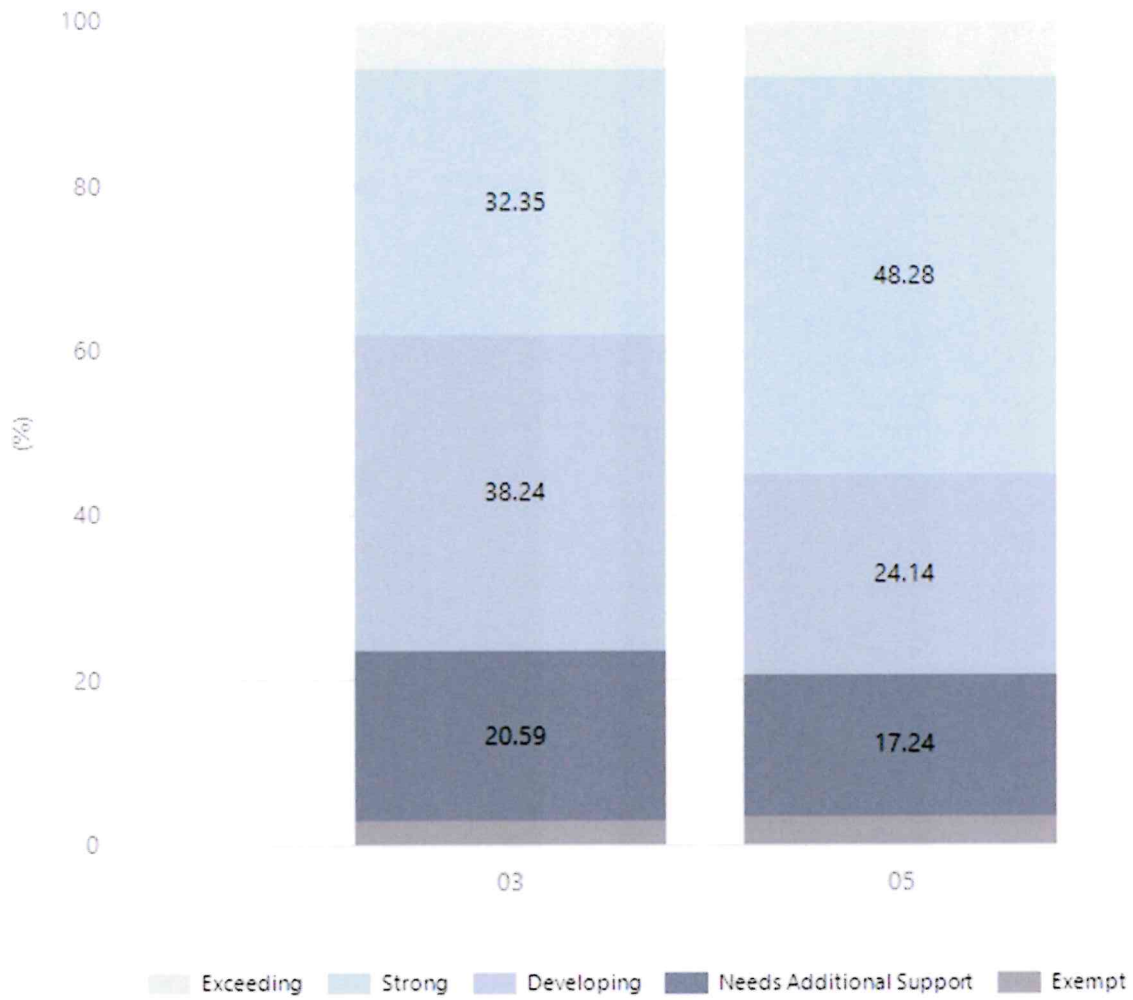
Numeracy



Year Level	03	05
Exceeding	1	
Strong	13	9
Developing	12	9
Needs Additional Support	7	8
Absent/Withdrawn	1	2
Exempt		1
Total	34	29

Data Source: Department for Education Assessment Data Holdings, 2023. When there are less than six students in a cohort, no data is supplied.

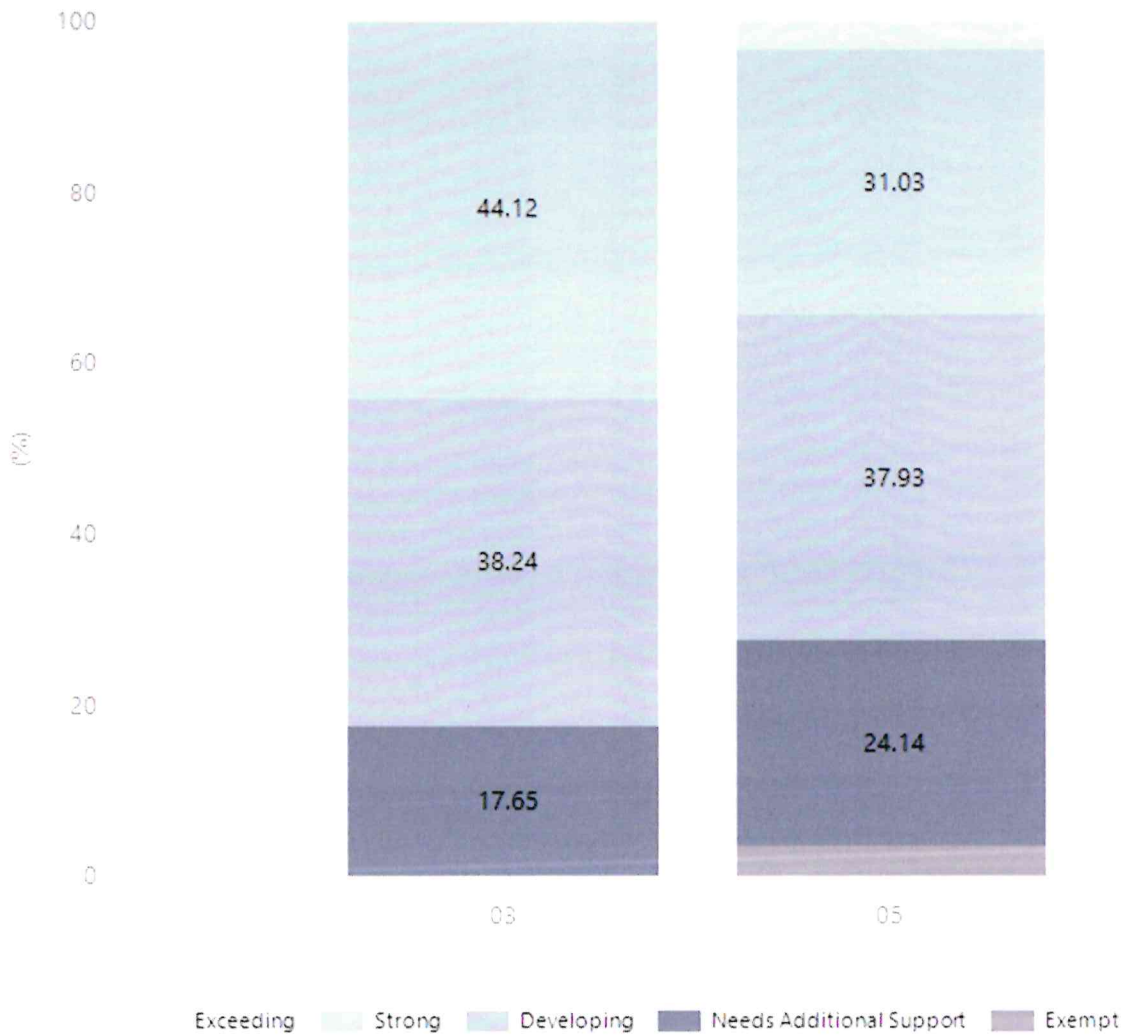
Reading



Year Level	03	05
Exceeding	2	2
Strong	11	14
Developing	13	7
Needs Additional Support	7	5
Exempt	1	1
Total	34	29

Data Source: Department for Education Assessment Data Holdings, 2023. When there are less than six students in a cohort, no data is supplied.

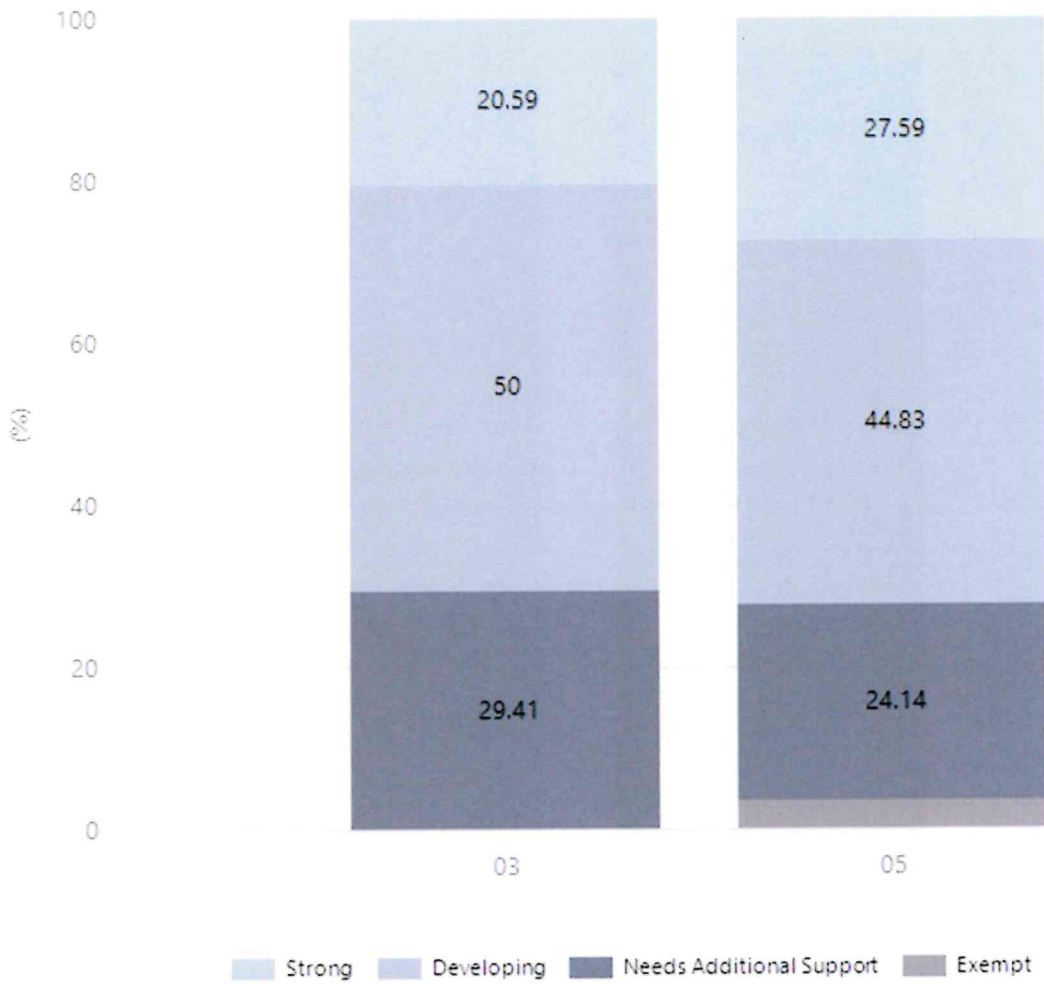
Writing



Year Level	03	05
Exceeding		1
Strong	15	9
Developing	13	11
Needs Additional Support	6	7
Exempt		1
Total	34	29

Data Source: Department for Education Assessment Data Holdings, 2023. When there are less than six students in a cohort, no data is supplied.

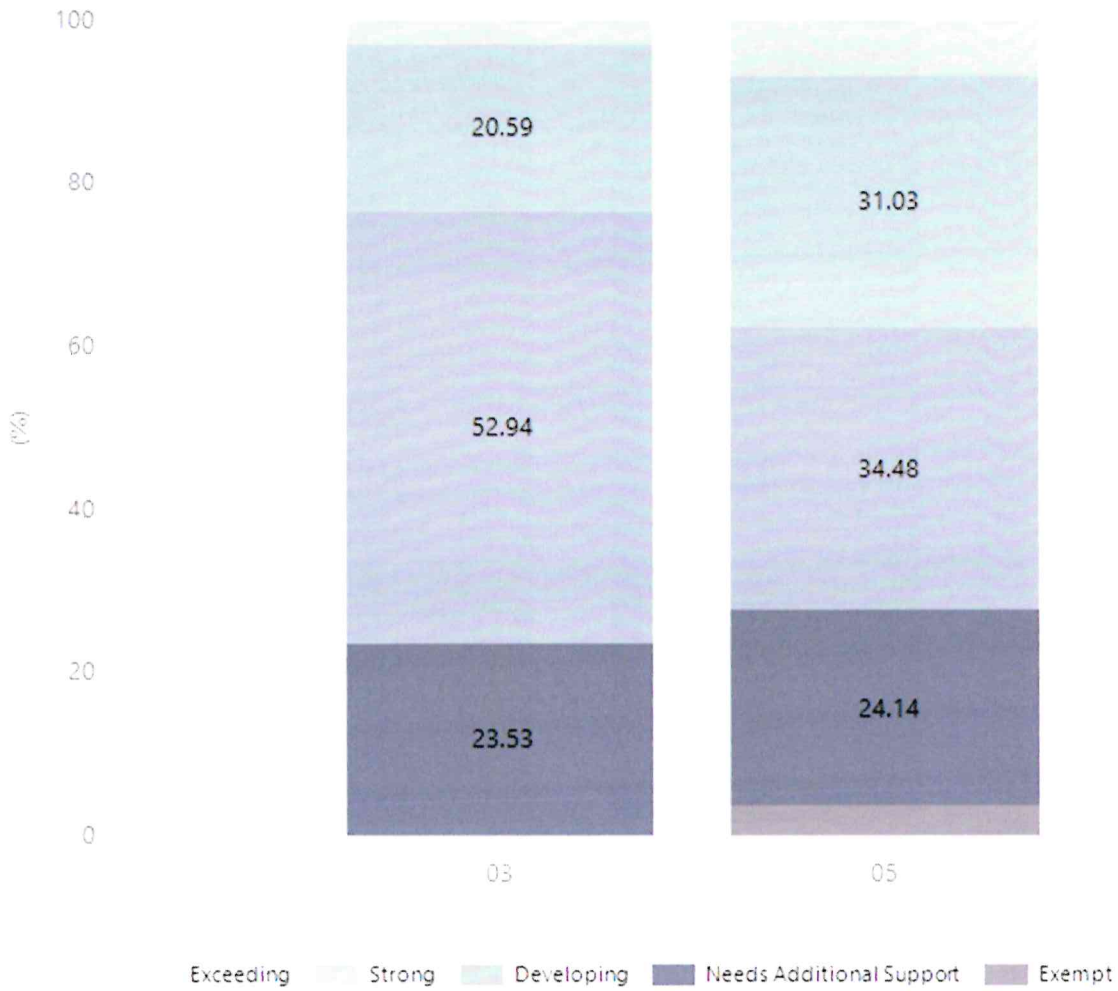
Grammar



Year Level	03	05
Strong	7	8
Developing	17	13
Needs Additional Support	10	7
Exempt		1
Total	34	29

Data Source: Department for Education Assessment Data Holdings, 2023. When there are less than six students in a cohort, no data is supplied.

Spelling



Year Level	03	05
Exceeding	1	2
Strong	7	9
Developing	18	10
Needs Additional Support	8	7
Exempt		1
Total	34	29

Data Source: Department for Education Assessment Data Holdings, 2023. When there are less than six students in a cohort, no data is supplied.

NAPLAN Proficiency - Aboriginal Learners


Numeracy



Year Level	03	05
Strong	1	
Developing	2	1
Needs Additional Support		2
Total	3	3

Data Source: Department for Education Assessment Data Holdings, 2023. When there are less than six students in a cohort, no data is supplied. Only data for Aboriginal learners is displayed.


Reading



Year Level	03	05
Strong	2	1
Developing	1	1
Needs Additional Support		1
Total	3	3

Data Source: Department for Education Assessment Data Holdings, 2023. When there are less than six students in a cohort, no data is supplied. Only data for Aboriginal learners is displayed.


Writing



Year Level	03	05
Strong	1	
Developing	2	1
Needs Additional Support		2
Total	3	3

Data Source: Department for Education Assessment Data Holdings, 2023. When there are less than six students in a cohort, no data is supplied. Only data for Aboriginal learners is displayed.


Grammar



Year Level	03	05
Developing	1	2
Needs Additional Support	2	1
Total	3	3

Data Source: Department for Education Assessment Data Holdings, 2023. When there are less than six students in a cohort, no data is supplied. Only data for Aboriginal learners is displayed.

Spelling



Year Level	03	05
Strong		1
Developing	3	
Needs Additional Support		2
Total	3	3

Data Source: Department for Education Assessment Data Holdings, 2023. When there are less than six students in a cohort, no data is supplied. Only data for Aboriginal learners is displayed.

School Attendance

Year Level	2021	2022	2023
Reception	87.9%	86.1%	87.1%
Year 01	89.9%	97.5%	83.0%
Year 02	89.6%	97.9%	86.0%
Year 03	89.1%	98.4%	85.6%
Year 04	87.0%	93.7%	83.8%
Year 05	83.4%	92.2%	87.4%
Year 06	86.3%	87.9%	82.0%
Year 07	87.0%		
Total	87.6%	93.5%	84.9%

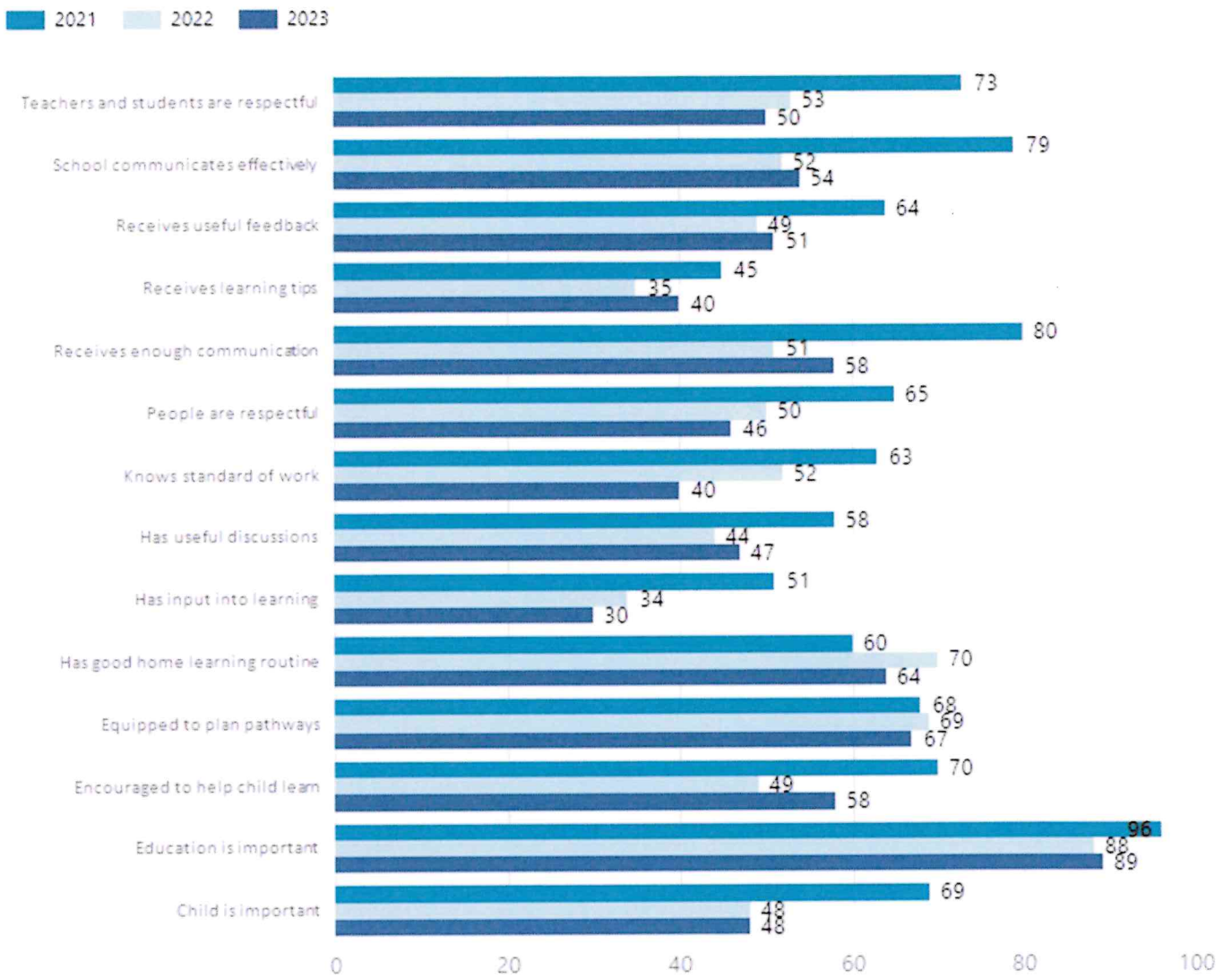
Data Source: Department for Education Attendance Data, Semester 1 Report 2023. A blank cell indicates there were no students enrolled. 'Primary Other' includes students enrolled in specialised education options. 'Secondary Other' includes students who have already spent a year at Year 12 and elected to undertake further study at Year 12.

Attendance Comment

In South Australia, all children and young people must be in school from 6 years to 16 years old. They must attend a government or non-government school full time. From age 16 to 17 however, young people must attend school or an approved learning program (such as an apprenticeship, traineeship, accredited course or university). Schools and parents must encourage and support students to come to school every day. Parents and caregivers must make sure their child is enrolled in a school, and attends school all day and everyday it is open, unless a child is sick or has an approved exemption. Teachers and leaders actively follow up when a student misses school, including recording all absences and non-attendance. All schools in South Australia have local attendance procedures governed under the Education and Children's Services Regulations 2020.

Parent Opinion Survey Results

Proportion of agree/strongly agree response(%)



Data Source: 2023 Department for Education Parent Opinions Survey, Term 3 2023.

Intended Destination

Leave Reason	Number	%
NG - ATTENDING NON-GOV SCHOOL IN SA	4	36.0%
NS - LEFT SA FOR NSW	1	9.0%
TG - TRANSFERRED TO SA GOVERNMENT SCHOOL	6	55.0%

Data Source: Department for Education Destination Data Report, 2023. Data extract term 3 2023. Data shows recorded destinations for students that left the school in the previous year. Data is uploaded by schools in term 3 and may not reflect final or total figures at time of report creation.

Highest Qualifications held by the teaching workforce and workforce composition

All teachers at this school are qualified and registered with the SA Teachers Registration Board.

Qualification Level	Number of Qualifications
Bachelor's degrees or Diplomas	13
Postgraduate Qualifications	5

Data Source: Data extracted from Mandatory Workforce Information Collections as on the last pay date of June 2023. As self-reported by staff in the system.

Please note: Data includes staff who are Actively employed and on extended paid leave. Please note only the highest qualification of the Teaching staff is reported. Excludes any number of other certifications earned.

Workforce composition including indigenous staff

	Teaching Staff		Non-Teaching Staff	
	Indigenous	Non-Indigenous	Indigenous	Non-Indigenous
Full-Time Equivalents	0.0	15.4	0.9	13.9
Persons	0.0	18.0	1.0	28.0

Data Source: Data extracted from Mandatory Workforce Information Collection as on the last pay date of June 2023.

Please note: Data includes staff who are actively employed and on extended paid leave. "Indigenous category" is self-reported by staff in the system.

Financial Statement

Funding Source	Amount
Grants: State	\$3 745 880.00
Grants: Commonwealth	\$45 990.00
Parent Contributions	\$75 745.52
Fund Raising	\$21 878.79
Other	\$80 018.70

Data Source: School supplied data.

Governing Council Report

The year 2023 was a breath of fresh air for the Goolwa Primary School staff student and wider community. For the first time since 2020 staff, families and student were welcomed back to the site at the end of January without restrictions. The school was buzzing, with eager students, staff and families welcomed back to huddle, assemblies, and parent teacher interviews.

Governing Council held the AGM in March, where we welcomed some new members and said goodbye to some dedicated and long-standing members. Governing Council throughout the year has worked closely with the leadership team to understand the literacy and numeracy objectives and targets for students highlighted in the Site Improvement Plan and External Review.

Governing Council has also worked alongside the Goolwa Primary Parenting Network and school leadership team to ensure events such as Sports Day BBQ/cake stall, Mother's & Father's Day stalls and hot cross bun fundraiser were successful. Term 2 saw the approved donation from the OSHC to assist with the purchase and installation of the Cube climbing equipment in the JP Playground.

Governing Council looks forward to continuing to support the schools' learning expectations and playing a role in Goolwa Primary School success and achievements. The Governing Council would like to reiterate their gratitude to all the staff and leadership at Goolwa Primary School for all the wonderful work they do, particularly their commitment to a safe and inclusive learning environment and dedication to make things happen like camps, incursions/excursions.

We acknowledge the significant contribution that our past Principal Louisa Guest made during her tenure. We welcome Nathan Hunter as Principal in 2024 and look forward to watching the development and achievement of the Goolwa Primary School students.

Kristy Lee-Fidock

Goolwa Primary School Governing Council Chairperson